

## 1-click directions to Destination


1013 Centre Rd, Wilmington, DE 19805-1265


### Show directions from:


-  [The north \(via Delaware Tpke S / John F Kennedy Memorial Hwy / I-95\)](#)
-  [The south \(via Delaware Tpke N / John F Kennedy Memorial Hwy / I-95\)](#)
-  [The east \(via Delaware Memorial Bridge S / I-295 / US-40 W\)](#)
-  [The west \(via Robert W Kirkwood Hwy E / SR-2 S / SR-41\)](#)


[View all](#)



 <b>From the north (via Delaware Tpke S / John F Kennedy Memorial Hwy / I-95)</b>	
1. At exit <b>8B</b> , take ramp <b>right</b> for <b>US-202 North / Concord Pike</b> toward <b>West Chester</b>	0.9 mi
2. Bear <b>left</b> onto <b>SR-261 South / Foulk Rd</b>	0.2 mi
3. Bear <b>right</b> onto <b>SR-141 South / Powder Mill Rd</b>	4.5 mi
4. Arrive at <b>1013 Centre Rd, Wilmington, DE 19805-1265</b>	

 <b>From the south (via Delaware Tpke N / John F Kennedy Memorial Hwy / I-95)</b>	
1. Take ramp <b>right</b> for <b>US-202 North</b> toward <b>Newport</b>	1.0 mi
2. Keep <b>straight</b> onto <b>SR-141 North</b>	4.2 mi
3. Turn <b>left</b> onto <b>road</b>	
4. Arrive at <b>1013 Centre Rd, Wilmington, DE 19805-1265</b>	

 <b>From the east (via Delaware Memorial Bridge S / I-295 / US-40 W)</b>	
1. Take ramp <b>left</b> for <b>SR-141 North</b> toward <b>Newport / Lancaster</b>	5.3 mi
2. Turn <b>left</b> onto <b>road</b>	
3. Arrive at <b>1013 Centre Rd, Wilmington, DE 19805-1265</b>	

 <b>From the west (via Robert W Kirkwood Hwy E / SR-2 S / SR-41)</b>	
1. Take ramp <b>right</b> for <b>SR-141 North</b> toward <b>Fairfax</b>	1.7 mi
2. Turn <b>left</b> onto <b>road</b>	
3. Arrive at <b>1013 Centre Rd, Wilmington, DE 19805-1265</b>	

These directions are subject to the [Windows Live Terms of Use](#) and for informational purposes only. No guarantee is made regarding their completeness or accuracy. Construction projects, traffic, or other events may cause actual conditions to differ from these results.